



District Report Card: 2017


State: Punjab	District: Sangrur
Class: 8	Subject: Language
Schools: 51	Students: 1339


Participation/Coverage


Students

GENDER 	Boys		Girls	
	Number	%	Number	%
	710	53.02	629	46.98

AREA 	Rural		Urban	
	Number	%	Number	%
	1025	76.55	314	23.45

CATEGORY 	SC		ST		OBC		GEN	
	Number	%	Number	%	Number	%	Number	%
	747	55.79	2	0.15	349	26.06	241	18.00

CWSN 	LD	VI	HI	S&LD	ID	Oth
	4	2	3	20	2	7

Management 	Government		Government-aided	
	Number	%	Number	%
	1219	91.04	120	8.96

Average Performance of Students in Language (%)

Overall	Gender		Area		Management		Social Group			
	Male	Female	Rural	Urban	Govt.	Aided	SC	ST	OBC	GEN
45.41	43.44	47.63	46.18	42.89	46.38	35.56	46.54	70.00	43.29	44.76

Performance on Learning Outcomes (LOs)

Learning Outcomes	Description	Average Performance(%)
L813	Read textual/non-textual materials with comprehension and identifies the details, characters, main idea and sequence of ideas and events while reading	45.41

Range of Performance of Students who Answered Correctly							
Below 30%		30% - 50%		50% - 75%		Above 75%	
Number	%	Number	%	Number	%	Number	%
392	29.28	296	22.11	465	34.73	186	13.89

Lowest Performing Learning Outcomes (LOs)

1 - Read textual/non-textual materials with comprehension and identifies the details, characters, main idea and sequence of ideas and events while reading (45.41)